

| Detalle  | Presupuesto Aprobado  | Presupuesto Modificado | Gasto Devengado      |                      |                      |                      |                      |                      |                      |                      |                      |                      |                      |           |       |                       |
|--|-----------------------|------------------------|----------------------|----------------------|----------------------|----------------------|----------------------|----------------------|----------------------|----------------------|----------------------|----------------------|----------------------|-----------|-------|-----------------------|
|  |                       |                        | Enero                | Febrero              | Marzo                | Abril                | Mayo                 | Junio                | Julio                | Agosto               | Septiemb.            | Octubre              | Noviembre            | Diciembre | Total |                       |
| <b>2.- GASTOS</b>  |                       |                        |                      |                      |                      |                      |                      |                      |                      |                      |                      |                      |                      |           |       |                       |
| <b>2.1.- REMUNERACIONES Y CONTRIBUCIONES</b>                                       | <b>583,692,924.00</b> | <b>601,422,924.00</b>  | <b>32,543,303.61</b> | <b>34,860,367.06</b> | <b>34,325,616.66</b> | <b>30,793,278.54</b> | <b>61,341,397.05</b> | <b>33,676,091.05</b> | <b>34,733,241.43</b> | <b>35,177,168.30</b> | <b>35,239,287.06</b> | <b>63,442,218.21</b> | <b>67,344,202.21</b> | -         | -     | <b>483,695,891.18</b> |
| 2.1.1 - REMUNERACIONES   | 410,547,481.00        | 413,572,481.00         | 27,497,847.59        | 29,334,680.93        | 28,776,600.54        | 28,329,516.67        | 28,875,506.43        | 28,209,423.26        | 29,258,132.07        | 29,500,750.00        | 29,534,750.00        | 29,137,550.00        | 59,759,596.96        | -         | -     | 348,214,354.45        |
| 2.1.2 - SOBRESUELDOS   | 108,354,000.00        | 123,429,000.00         | 1,025,500.00         | 1,225,500.00         | 1,365,500.00         | 18,251,333.33        | 28,261,033.32        | 1,293,000.00         | 1,198,000.00         | 1,295,474.96         | 1,335,767.82         | 29,976,601.36        | 3,118,485.90         | -         | -     | 88,346,196.69         |
| 2.1.3 - DIETAS Y GASTOS DE REPRESENTACIÓN  | -                     | -                      | -                    | -                    | -                    | -                    | -                    | -                    | -                    | -                    | -                    | -                    | -                    | -         | -     | -                     |
| 2.1.4 - GRATIFICACIONES Y BONIFICACIONES   | -                     | -                      | -                    | -                    | -                    | -                    | -                    | -                    | -                    | -                    | -                    | -                    | -                    | -         | -     | -                     |
| 2.1.5 - CONTRIBUCIONES A LA SEGURIDAD SOCIAL                                       | 64,791,443.00         | 65,421,443.00          | 4,019,956.02         | 4,300,206.13         | 4,183,316.12         | 4,212,428.54         | 4,204,857.30         | 4,173,667.79         | 4,277,109.36         | 4,380,943.34         | 4,388,769.34         | 4,338,066.85         | 4,466,119.35         | -         | -     | 46,935,440.04         |
| <b>2.2.- CONTRATACIÓN DE SERVICIOS</b>   | <b>391,504,759.00</b> | <b>259,599,117.00</b>  | <b>911,143.57</b>    | <b>5,257,034.20</b>  | <b>11,596,776.96</b> | <b>11,684,512.46</b> | <b>14,441,108.25</b> | <b>15,556,567.84</b> | <b>14,508,071.44</b> | <b>21,734,734.17</b> | <b>13,510,810.75</b> | <b>15,930,324.20</b> | <b>41,707,486.19</b> | -         | -     | <b>166,237,780.11</b> |
| 2.2.1 - SERVICIOS BÁSICOS  | 18,700,000.00         | 23,700,000.00          | 641,455.17           | 926,325.03           | 2,338,428.96         | 560,576.44           | 1,929,686.64         | 2,596,069.45         | 2,322,724.07         | 2,077,912.27         | 1,716,348.35         | 1,758,543.60         | 2,617,632.85         | -         | -     | 19,485,702.81         |
| 2.2.2 - PUBLICIDAD, IMPRESION Y FOTOCOPIADO  | 19,659,450.00         | 23,159,450.00          | -                    | -                    | 89,988.58            | 23,350.36            | 223,068.79           | 743,990.00           | 693,621.34           | 72,716.17            | 504,471.09           | 444,788.58           | 3,526,290.47         | -         | -     | 6,533,285.38          |
| 2.2.3 - VIAJES   | 10,484,450.00         | 13,284,450.00          | -                    | 64,124.96            | 92,013.19            | -                    | 747,603.03           | 201,547.58           | 470,095.72           | 48,759.22            | -                    | -                    | 1,517,390.88         | -         | -     | 3,141,538.58          |
| 2.2.4 - TRANSPORTE Y ALMACENAJE  | 2,000,000.00          | 2,890,000.00           | -                    | -                    | -                    | -                    | 524,190.13           | 8,545.00             | -                    | -                    | -                    | 63,900.00            | 406,476.00           | -         | -     | 750,344.84            |
| 2.2.5 - ALQUILERES Y RENTAS  | 7,800,000.00          | 29,161,000.00          | 21,323.31            | 64,352.01            | 553,997.47           | 948,837.31           | 51,448.00            | 204,931.31           | 459,943.00           | 6,514,397.27         | 2,754,138.40         | 2,054,400.39         | 9,433,066.14         | -         | -     | 23,960,734.81         |
| 2.2.6 - SEGUROS  | 16,000,000.00         | 20,850,000.00          | -                    | 1,655,443.27         | 1,463,877.94         | 1,223,372.78         | 5,778,749.89         | 1,721,518.86         | 2,015,434.66         | 1,573,059.93         | 785,118.06           | 1,909,821.48         | 1,851,026.52         | -         | -     | 15,977,423.39         |
| 2.2.7 - SERVICIOS DE CONSERVACION, REPARACIONES MENORES E INSTALACIONES TEMPORALES | 7,300,000.00          | 16,790,000.00          | 38,365.09            | 699,887.12           | 318,002.43           | 408,022.35           | 1,443,112.87         | 2,156,562.50         | 1,863,009.99         | 407,763.78           | 971,380.00           | 398,731.60           | 1,398,448.88         | -         | -     | 10,103,286.61         |
| 2.2.8 - OTROS SERVICIOS NO INCLUIDOS EN CONCEPTOS ANTERIORES                       | 305,460,859.00        | 117,173,546.00         | 210,000.00           | 1,846,901.81         | 5,904,132.00         | 7,913,265.38         | 2,318,451.00         | 7,075,863.06         | 6,022,507.13         | 10,274,950.73        | 5,093,333.41         | 6,132,030.87         | 19,238,675.71        | -         | -     | 72,030,111.10         |
| 2.2.9 - OTROS CONTRATACIONES DE SERVICIOS  | 4,100,000.00          | 12,590,671.00          | -                    | -                    | 836,936.39           | 395,107.84           | 1,424,797.90         | 856,085.20           | 652,146.53           | 765,174.80           | 1,622,121.44         | 2,225,531.48         | 1,374,809.86         | -         | -     | 10,152,711.44         |
| <b>2.3.- MATERIALES Y SUMINISTROS</b>  | <b>38,775,000.00</b>  | <b>38,150,000.00</b>   | <b>593,000.00</b>    | <b>656,656.00</b>    | <b>730,602.71</b>    | <b>1,894,723.37</b>  | <b>3,370,152.89</b>  | <b>2,303,649.60</b>  | <b>2,867,398.97</b>  | <b>1,648,521.89</b>  | <b>3,672,240.96</b>  | <b>1,792,179.86</b>  | <b>2,102,268.12</b>  | -         | -     | <b>21,429,511.97</b>  |
| 2.3.1 - ALIMENTOS Y PRODUCTOS AGROFORESTALES                                       | 1,750,000.00          | 3,700,000.00           | -                    | 63,656.00            | 102,990.01           | 12,870.00            | 73,630.00            | 760,475.00           | 79,369.91            | 96,540.00            | 47,325.00            | 75,450.00            | 90,150.00            | -         | -     | 1,402,455.92          |
| 2.3.2 - TEXTILES Y VESTUARIOS  | 600,000.00            | 1,510,000.00           | -                    | -                    | -                    | 33,748.00            | -                    | 21,240.00            | 3,540.00             | 626,904.50           | -                    | 61,674.47            | 154,797.12           | -         | -     | 901,904.09            |
| 2.3.3 - PRODUCTOS DE PAPEL, CARTÓN E IMPRESOS                                      | 3,125,000.00          | 2,995,000.00           | -                    | -                    | -                    | -                    | 9,699.60             | 219,952.00           | 20,757.95            | -                    | 132,160.00           | -                    | -                    | -         | -     | 382,569.55            |
| 2.3.4 - PRODUCTOS FARMACÉUTICOS  | 100,000.00            | 190,000.00             | -                    | -                    | -                    | -                    | -                    | -                    | -                    | 240.00               | 187,719.00           | -                    | -                    | -         | -     | 187,959.00            |
| 2.3.5 - PRODUCTOS DE CUERO, CAUCHO Y PLÁSTICO                                      | 750,000.00            | 100,000.00             | -                    | -                    | -                    | -                    | -                    | -                    | 540.00               | -                    | -                    | -                    | -                    | -         | -     | 540.00                |
| 2.3.6 - PRODUCTOS DE MINERALES, METÁLICOS Y NO METÁLICOS                           | 300,000.00            | 350,000.00             | -                    | -                    | -                    | 192,193.44           | -                    | 10,400.00            | 1,757.60             | 75,306.59            | -                    | -                    | -                    | -         | -     | 279,657.63            |
| 2.3.7 - COMBUSTIBLES, LUBRICANTES, PRODUCTOS QUÍMICOS Y CONEXOS                    | 9,000,000.00          | 14,450,000.00          | 593,000.00           | 593,000.00           | 593,000.00           | 1,493,000.00         | 1,271,883.19         | 593,000.00           | 1,217,138.11         | 621,259.82           | 1,973,690.05         | 593,000.00           | 1,093,000.00         | -         | -     | 10,634,971.17         |
| 2.3.8 - GASTOS QUE SE ASIGNARÁN DURANTE EL EJERCICIO (ART. 32 Y 33 LEY 423-06)     | -                     | -                      | -                    | -                    | -                    | -                    | -                    | -                    | -                    | -                    | -                    | -                    | -                    | -         | -     | -                     |
| 2.3.9 - PRODUCTOS Y ÚTILES VARIOS  | 23,650,000.00         | 14,855,000.00          | -                    | 34,612.70            | 355,105.37           | 1,822,746.66         | 706,982.60           | 1,335,653.00         | 301,819.97           | 1,256,040.32         | 1,062,055.39         | 764,438.00           | -                    | -         | -     | 7,639,454.01          |
| <b>2.4.- TRANSFERENCIAS CORRIENTES</b>   | <b>20,600,000.00</b>  | <b>25,010,000.00</b>   | -                    | <b>4,298,259.36</b>  | -                    | <b>95,453.06</b>     | -                    | <b>2,416,000.00</b>  | <b>3,159,733.29</b>  | <b>6,775,792.17</b>  | <b>4,410,000.00</b>  | <b>1,708,600.00</b>  | -                    | -         | -     | <b>22,863,839.88</b>  |
| 2.4.1 - TRANSFERENCIAS CORRIENTES AL SECTOR PRIVADO                                | 19,000,000.00         | 23,410,000.00          | -                    | 3,239,738.40         | -                    | -                    | -                    | 2,416,000.00         | 3,159,733.29         | 6,775,792.17         | 4,410,000.00         | 1,708,600.00         | -                    | -         | -     | 21,709,863.86         |
| 2.4.2 - TRANSFERENCIAS CORRIENTES AL GOBIERNO GENERAL NACIONAL                     | -                     | -                      | -                    | -                    | -                    | -                    | -                    | -                    | -                    | -                    | -                    | -                    | -                    | -         | -     | -                     |
| 2.4.3 - TRANSFERENCIAS CORRIENTES A GOBIERNOS GENERALES LOCALES                    | -                     | -                      | -                    | -                    | -                    | -                    | -                    | -                    | -                    | -                    | -                    | -                    | -                    | -         | -     | -                     |
| 2.4.4 - TRANSFERENCIAS CORRIENTES A EMPRESAS PÚBLICAS NO FINANCIERAS               | -                     | -                      | -                    | -                    | -                    | -                    | -                    | -                    | -                    | -                    | -                    | -                    | -                    | -         | -     | -                     |
| 2.4.5 - TRANSFERENCIAS CORRIENTES A INSTITUCIONES PÚBLICAS FINANCIERAS             | -                     | -                      | -                    | -                    | -                    | -                    | -                    | -                    | -                    | -                    | -                    | -                    | -                    | -         | -     | -                     |
| 2.4.7 - TRANSFERENCIAS CORRIENTES AL SECTOR EXTERNO                                | 1,600,000.00          | 1,600,000.00           | -                    | 1,058,520.96         | -                    | 95,453.06            | -                    | -                    | -                    | -                    | -                    | -                    | -                    | -         | -     | 1,153,976.02          |
| 2.4.9 - TRANSFERENCIAS CORRIENTES A OTRAS INSTITUCIONES PÚBLICAS                   | -                     | -                      | -                    | -                    | -                    | -                    | -                    | -                    | -                    | -                    | -                    | -                    | -                    | -         | -     | -                     |
| <b>2.5.- TRANSFERENCIAS DE CAPITAL</b>   | -                     | -                      | -                    | -                    | -                    | -                    | -                    | -                    | -                    | -                    | -                    | -                    | -                    | -         | -     | -                     |
| 2.5.1 - TRANSFERENCIAS DE CAPITAL AL SECTOR PRIVADO                                | -                     | -                      | -                    | -                    | -                    | -                    | -                    | -                    | -                    | -                    | -                    | -                    | -                    | -         | -     | -                     |
| 2.5.2 - TRANSFERENCIAS DE CAPITAL AL GOBIERNO GENERAL NACIONAL                     | -                     | -                      | -                    | -                    | -                    | -                    | -                    | -                    | -                    | -                    | -                    | -                    | -                    | -         | -     | -                     |
| 2.5.3 - TRANSFERENCIAS DE CAPITAL A GOBIERNOS GENERALES LOCALES                    | -                     | -                      | -                    | -                    | -                    | -                    | -                    | -                    | -                    | -                    | -                    | -                    | -                    | -         | -     | -                     |
| 2.5.4 - TRANSFERENCIAS DE CAPITAL A EMPRESAS PÚBLICAS NO FINANCIERAS               | -                     | -                      | -                    | -                    | -                    | -                    | -                    | -                    | -                    | -                    | -                    | -                    | -                    | -         | -     | -                     |
| 2.5.5 - TRANSFERENCIAS DE CAPITAL A INSTITUCIONES PÚBLICAS FINANCIERAS             | -                     | -                      | -                    | -                    | -                    | -                    | -                    | -                    | -                    | -                    | -                    | -                    | -                    | -         | -     | -                     |
| 2.5.6 - TRANSFERENCIAS DE CAPITAL AL SECTOR EXTERNO                                | -                     | -                      | -                    | -                    | -                    | -                    | -                    | -                    | -                    | -                    | -                    | -                    | -                    | -         | -     | -                     |
| 2.5.9 - TRANSFERENCIAS DE CAPITAL A OTRAS INSTITUCIONES PÚBLICAS                   | -                     | -                      | -                    | -                    | -                    | -                    | -                    | -                    | -                    | -                    | -                    | -                    | -                    | -         | -     | -                     |

Fuente: (Reporte del SIGEF)  
Fecha de registro: hasta el (30) de (Diciembre) del (2023)  
Fecha de imputación: hasta el (30) de (Diciembre) del (2023)

Notas:  
1. Gasto devengado.  
2. Se presenta el gasto por mes, cada mes se debe actualizar el gasto devengado de los meses anteriores.  
3. Se presenta la clasificación original del gasto al nivel de cuenta.  
4. Fecha de imputación: Último día del mes analizado.  
5. Fecha de registro: el día 30 del mes siguiente al mes analizado.


L. Y  
V. A  
P. F.


|   |                         |                       |                      |                      |                      |                      |                      |                      |                      |                      |                      |                      |                       |             |                       |
|---|-------------------------|-----------------------|----------------------|----------------------|----------------------|----------------------|----------------------|----------------------|----------------------|----------------------|----------------------|----------------------|-----------------------|-------------|-----------------------|
| 2.6 - BIENES MUEBLES, INMUEBLES E INTANGIBLES   | 136,301,620.00          | 71,511,620.00         | -                    | 1,335,244.61         | 186,363.30           | 1,061,438.85         | 4,251,999.98         | 182,562.61           | 9,348,623.27         | 485,787.40           | 347,329.97           | 1,972,331.47         | 1,074,513.13          | -           | 20,445,784.39         |
| 2.6.1 - MOBILIARIO Y EQUIPO   | 91,051,620.00           | 40,031,620.00         | -                    | 1,335,244.61         | 186,363.30           | 1,061,438.85         | 261,999.98           | 182,562.61           | 1,637,791.27         | 86,637.50            | 172,771.10           | 1,641,261.47         | 821,133.90            | -           | 7,387,204.59          |
| 2.6.2 - MOBILIARIO Y EQUIPO EDUCACIONAL Y RECREATIVO  | 650,000.00              | 1,270,000.00          | -                    | -                    | -                    | -                    | -                    | -                    | 215,232.00           | -                    | -                    | 208,860.00           | 253,379.23            | -           | 677,471.23            |
| 2.6.3 - EQUIPO E INSTRUMENTAL, CIENTÍFICO Y LABORATORIO                                       | 100,000.00              | 80,000.00             | -                    | -                    | -                    | -                    | -                    | -                    | -                    | 67,592.00            | -                    | -                    | -                     | -           | 67,592.00             |
| 2.6.4 - VEHÍCULOS Y EQUIPO DE TRANSPORTE, TRACCIÓN Y ELEVACIÓN                                | 3,900,000.00            | 11,700,000.00         | -                    | -                    | -                    | -                    | 3,990,000.00         | -                    | 7,695,000.00         | -                    | -                    | -                    | -                     | -           | 11,685,000.00         |
| 2.6.5 - MAQUINARIA, OTROS EQUIPOS Y HERRAMIENTAS  | 1,600,000.00            | 16,060,000.00         | -                    | -                    | -                    | -                    | -                    | -                    | 41,561.10            | 174,558.87           | 122,400.00           | -                    | -                     | -           | 338,519.97            |
| 2.6.6 - EQUIPOS DE DEFENSA Y SEGURIDAD  | 800,000.00              | 300,000.00            | -                    | -                    | -                    | -                    | -                    | -                    | 289,996.80           | -                    | -                    | -                    | -                     | -           | 289,996.80            |
| 2.6.7 - ACTIVOS BIOLÓGICOS CULTIVABLES  | -                       | -                     | -                    | -                    | -                    | -                    | -                    | -                    | -                    | -                    | -                    | -                    | -                     | -           | -                     |
| 2.6.8 - BIENES INTANGIBLES  | 38,200,000.00           | 2,070,000.00          | -                    | -                    | -                    | -                    | -                    | -                    | -                    | -                    | -                    | -                    | -                     | -           | -                     |
| 2.6.9 - EDIFICIOS, ESTRUCTURAS, TIERRAS, TERRENOS Y OBJETOS DE VALOR                          | -                       | -                     | -                    | -                    | -                    | -                    | -                    | -                    | -                    | -                    | -                    | -                    | -                     | -           | -                     |
| 2.7 - OBRAS   | -                       | -                     | -                    | -                    | -                    | -                    | -                    | -                    | -                    | -                    | -                    | -                    | -                     | -           | -                     |
| 2.7.1 - OBRAS EN EDIFICACIONES  | -                       | -                     | -                    | -                    | -                    | -                    | -                    | -                    | -                    | -                    | -                    | -                    | -                     | -           | -                     |
| 2.7.2 - INFRAESTRUCTURA   | -                       | -                     | -                    | -                    | -                    | -                    | -                    | -                    | -                    | -                    | -                    | -                    | -                     | -           | -                     |
| 2.7.3 - CONSTRUCCIONES EN BIENES CONCESIONADOS  | -                       | -                     | -                    | -                    | -                    | -                    | -                    | -                    | -                    | -                    | -                    | -                    | -                     | -           | -                     |
| 2.7.4 - GASTOS QUE SE ASIGNARÁN DURANTE EL EJERCICIO PARA INVERSIÓN (ART. 32 Y 33 LEY 423-06) | -                       | -                     | -                    | -                    | -                    | -                    | -                    | -                    | -                    | -                    | -                    | -                    | -                     | -           | -                     |
| 2.8 - ADQUISICIÓN DE ACTIVOS FINANCIEROS CON FINES DE POLÍTICA                                | -                       | -                     | -                    | -                    | -                    | -                    | -                    | -                    | -                    | -                    | -                    | -                    | -                     | -           | -                     |
| 2.8.1 - CONCESIÓN DE PRESTAMOS  | -                       | -                     | -                    | -                    | -                    | -                    | -                    | -                    | -                    | -                    | -                    | -                    | -                     | -           | -                     |
| 2.8.2 - ADQUISICIÓN DE TÍTULOS VALORES REPRESENTATIVOS DE DEUDA                               | -                       | -                     | -                    | -                    | -                    | -                    | -                    | -                    | -                    | -                    | -                    | -                    | -                     | -           | -                     |
| 2.9 - GASTOS FINANCIEROS  | -                       | -                     | -                    | -                    | -                    | -                    | -                    | -                    | -                    | -                    | -                    | -                    | -                     | -           | -                     |
| 2.9.1 - INTERESES DE LA DEUDA PÚBLICA INTERNA   | -                       | -                     | -                    | -                    | -                    | -                    | -                    | -                    | -                    | -                    | -                    | -                    | -                     | -           | -                     |
| 2.9.2 - INTERESES DE LA DEUDA PÚBLICA EXTERNA   | -                       | -                     | -                    | -                    | -                    | -                    | -                    | -                    | -                    | -                    | -                    | -                    | -                     | -           | -                     |
| 2.9.4 - COMISIONES Y OTROS GASTOS BANCARIOS DE LA DEUDA PÚBLICA                               | -                       | -                     | -                    | -                    | -                    | -                    | -                    | -                    | -                    | -                    | -                    | -                    | -                     | -           | -                     |
| <b>Total Gastos</b>   | <b>1,170,874,303.00</b> | <b>995,693,661.00</b> | <b>34,047,447.18</b> | <b>46,407,581.23</b> | <b>46,839,159.63</b> | <b>65,528,428.28</b> | <b>83,404,658.17</b> | <b>54,132,871.22</b> | <b>64,616,468.40</b> | <b>65,822,003.93</b> | <b>57,199,648.74</b> | <b>84,245,843.74</b> | <b>112,228,786.61</b> | <b>0.00</b> | <b>714,472,917.13</b> |
| 4 - APLICACIONES FINANCIERAS  | -                       | -                     | -                    | -                    | -                    | -                    | -                    | -                    | -                    | -                    | -                    | -                    | -                     | -           | -                     |
| 4.1 - INCREMENTO DE ACTIVOS FINANCIEROS   | -                       | -                     | -                    | -                    | -                    | -                    | -                    | -                    | -                    | -                    | -                    | -                    | -                     | -           | -                     |
| 4.1.1 - INCREMENTO DE ACTIVOS FINANCIEROS CORRIENTES  | -                       | -                     | -                    | -                    | -                    | -                    | -                    | -                    | -                    | -                    | -                    | -                    | -                     | -           | -                     |
| 4.1.2 - INCREMENTO DE ACTIVOS FINANCIEROS NO CORRIENTES                                       | -                       | -                     | -                    | -                    | -                    | -                    | -                    | -                    | -                    | -                    | -                    | -                    | -                     | -           | -                     |
| 4.2 - DISMINUCIÓN DE PASIVOS  | -                       | -                     | -                    | -                    | -                    | -                    | -                    | -                    | -                    | -                    | -                    | -                    | -                     | -           | -                     |
| 4.2.1 - DISMINUCIÓN DE PASIVOS CORRIENTES   | -                       | -                     | -                    | -                    | -                    | -                    | -                    | -                    | -                    | -                    | -                    | -                    | -                     | -           | -                     |
| 4.2.2 - DISMINUCIÓN DE PASIVOS NO CORRIENTES  | -                       | -                     | -                    | -                    | -                    | -                    | -                    | -                    | -                    | -                    | -                    | -                    | -                     | -           | -                     |
| 4.3 - DISMINUCIÓN DE FONDOS DE TERCEROS   | -                       | -                     | -                    | -                    | -                    | -                    | -                    | -                    | -                    | -                    | -                    | -                    | -                     | -           | -                     |
| 4.3.5 - DISMINUCIÓN DEPOSITOS FONDOS DE TERCEROS  | -                       | -                     | -                    | -                    | -                    | -                    | -                    | -                    | -                    | -                    | -                    | -                    | -                     | -           | -                     |
| <b>TOTAL APLICACIONES FINANCIERAS</b>   | <b>-</b>                | <b>-</b>              | <b>-</b>             | <b>-</b>             | <b>-</b>             | <b>-</b>             | <b>-</b>             | <b>-</b>             | <b>-</b>             | <b>-</b>             | <b>-</b>             | <b>-</b>             | <b>-</b>              | <b>-</b>    | <b>-</b>              |
| <b>TOTAL GASTOS Y APLICACIONES FINANCIERAS</b>  | <b>1,170,874,303.00</b> | <b>995,693,661.00</b> | <b>34,047,447.18</b> | <b>46,407,581.23</b> | <b>46,839,159.63</b> | <b>65,528,428.28</b> | <b>83,404,658.17</b> | <b>54,132,871.22</b> | <b>64,616,468.40</b> | <b>65,822,003.93</b> | <b>57,199,648.74</b> | <b>84,245,843.74</b> | <b>112,228,786.61</b> | <b>0.00</b> | <b>714,472,917.13</b> |


Presupuesto aprobado: Se refiere al presupuesto aprobado en la Ley de Presupuesto General del Estado.

Presupuesto modificado: Se refiere al presupuesto aprobado en caso de que el Congreso Nacional apruebe un presupuesto complementario.

Total devengado: Son los recursos financieros que surgen con la obligación de pago por la recepción de conformidad de obras, bienes y servicios oportunamente contratados o, en los casos de gastos sin contraprestación, por haberse cumplido los requisitos administrativos dispuestos por el reglamento de la presente Ley.

Preparado por:  
  
 Wilfrido Abreu  
 Analista de Presupuesto

Revisado por:  
  
 Ulises Llerena Yriarte  
 Enc. Depto. Financiero

Autorizado por:  
  
 Jicela Nifia Tejedor  
 Dir. Administrativa y Financiera

